

Get started with PowerPay

1. Download the PowerPay app from Google play or Apple's app store




2. Create an account in the app

SIGN IN

SIGN UP

3. Log in to the app

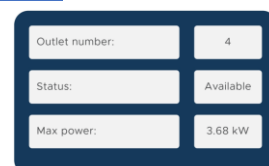
4. Register your payment card



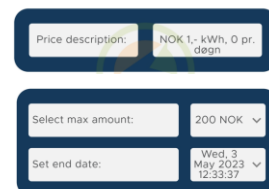
5. Insert the plug into the socket

6. Start: Scan the socket's QR code

7. Confirm that you are activating the correct outlet (see campsites price description)



8. Enter the maximum amount and time limit



9. Start the session



10. You can change the maximum amount and the time limit during the current session



11. End the session by pressing End



powerpay.no

